



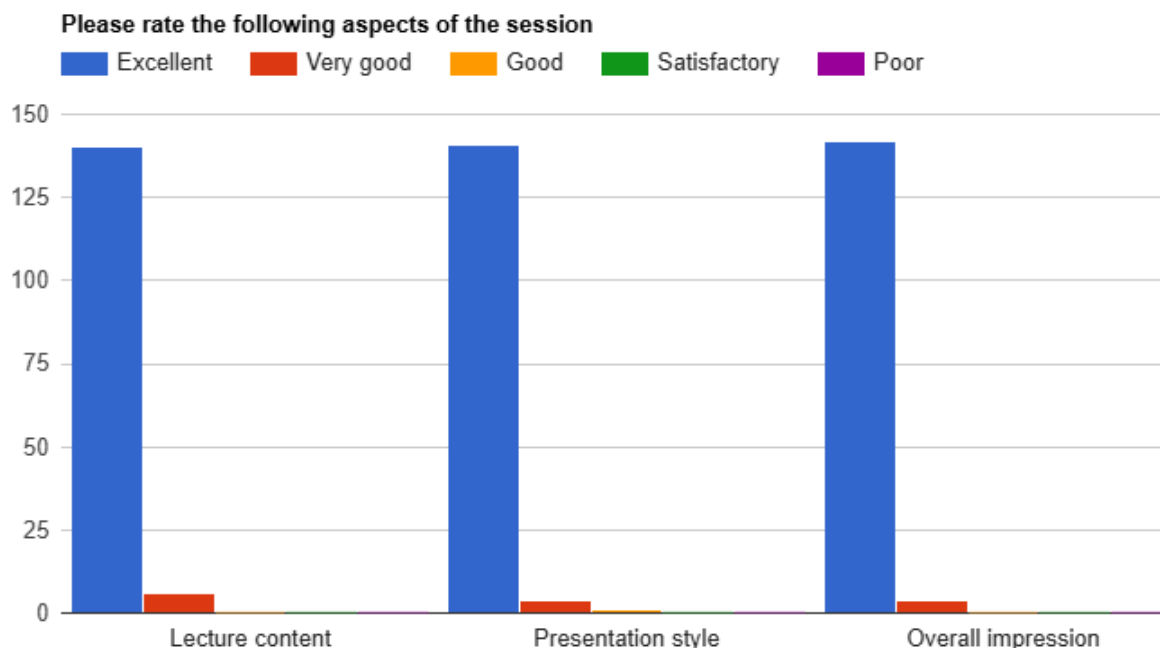
Summary Feedback

ST1 – ST4 Teaching Programme 2026

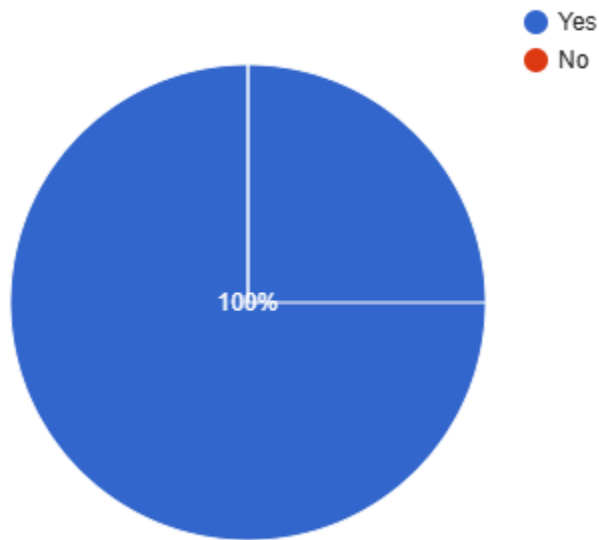
FRCR 2B Practice Viva (Session 135) DKT Masterclass High-Yield Neuroradiology (29th January 2026) Delivered By: (Ahmad Al Ali)

Summary Points:

- ST1-ST4 teaching programme 2026 – FRCR 2B Practice Viva Session 135: 2 hours teaching time
- Total Attendees: 352 from 37 Countries (Algeria, Austria, Bangladesh, CAR, Canada, Dominica, Egypt, Ethiopia, Ghana, Hong Kong, India, Indonesia, Iran, Iraq, Jamaica, Jordan, Kenya, Libya, Malawi, Malaysia, Maldives, Malta, Nigeria, Norway, Oman, Pakistan, Qatar, Saudi Arabia, Somalia, South Africa, Sri Lanka, Sudan, Thailand, Türkiye, UAE, UK, Yemen, Zimbabwe).
- Total feedback received from 146 participants



Did you find it useful
146 responses



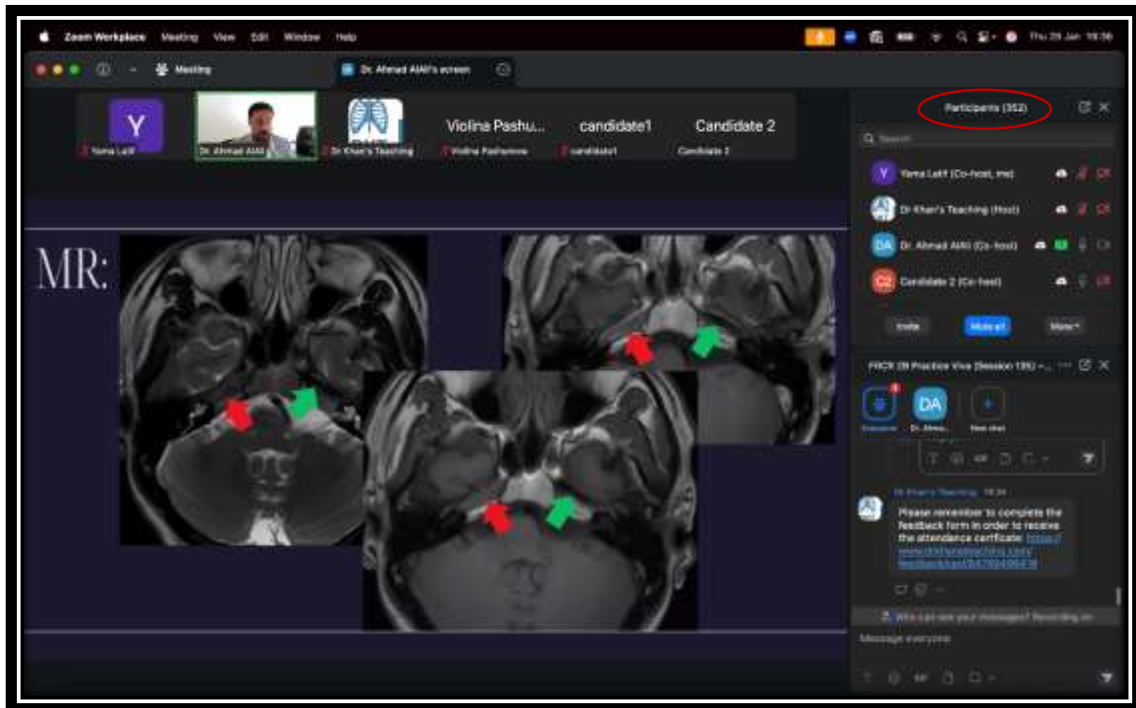
Testimonials

- Amazing teaching skills. Great cases. It was evident that a lot of hard work had been put into preparing this session. Loved it!! (UK).
- Brilliant session, very organized, clear, and concise feedback with very important take home messages and super selected cases, many many thanks Dr. Ahmad (Egypt).
- Excellent session. Better than some neuro teaching I have attended in the deanery (Chat log).
- The lecture was very informative and well organized. The clinical cases were very interesting and helped in understanding the concepts better. The explanations were clear and practical (Jordan).
- Each viva case was followed by a quick teaching session using power point slides, so it was easier to understand the important imaging features of the pathologies (UK).
- The lecture was very interesting and simple, it covers a lot about neuroradiology aspects, the lecturer was very fantastic in his presentation. He gave us information the simple and easy way (Jordan).
- Absolutely worth my sleep (Chat log).
- I liked the closely related cases that were presented and how to differentiate them. That was very helpful (Zimbabwe).
- Absolutely wonderful. Worth my sleep too! (India).
- Very good cases and really appreciated sandwiching cases that have differentiating features and highlighting these in tables, thank you (UK).
- Very useful session! Nice cases with concise summary tables! (Norway).
- Awesome, an amazing platform for the whole radiology world to be communicating on live sessions frequently every week (Pakistan).

- An excellent and very useful lecture. Highly informative with engaging and interesting cases (Jordan).
- Every aspect of the lecture was amazing, especially the teaching style (Nigeria).
- The feedback provided in colour coded form was very useful (Saudi Arabia).
- The comparison and detailed teaching of close differentials was carried out well (Pakistan).
- Scrolling through different sequences of MRI and comparison of cases was very helpful (Jordan).
- The presentations were outstanding, the slides were made with heart and the topics were exams favourite (Pakistan).
- Excellent session, thanks Dr Ahmad (Chat log).
- Excellent as always (Kenya).
- Really useful, thanks! (UK).
- Best as ever (Qatar).
- Great art work on the rest slides between cases (Chat log).
- Brilliant talk (UAE).
- Excellent informative discussion (Yemen).
- Great teaching (Pakistan).
- Very educative (Nigeria).
- Wonderful (Kuwait).
- Superb image resolution (Pakistan).
- Superb teaching (UK).
- Amazing teaching skills (Chat log).
- Excellent cases and explanation (UK).
- Excellent session (Nigeria).
- Very excellent lecture (Nigeria).
- Excellent teaching. Thank you! (UK).
- 100%! Everything was good (Zimbabwe).
- 10/10 (UK).
- Thank you so much sir for the amazing session (Chat log).
- Excellent for learning (Oman).
- Innovative and excellent teaching session (Nigeria).
- Excellent illustration (Jordan).
- Nice talk (Saudi Arabia).
- Very useful and time effective (Jordan).
- Thank you Dr. Khan for your efforts. Very nice presentation (Jordan).
- All was perfect (Pakistan).
- All of it was useful (Pakistan).
- Nice collection of neuroradiology cases (UAE).
- Excellent case based education (UAE).
- Nice (Jordan).
- Excellent explanation and interesting cases (Egypt).
- Interactive viva sessions (Kenya).
- Excellent cases and feedback (UK).
- The quality of the cases is very good (UK).
- Great discussion. Important cases shown (Sudan).
- Excellent explanations (UK).
- Everything was useful (UK).

- Good cases & description by sir (Maldives).
- Very good cases (India).
- Exam and day to day cases of neurology (Pakistan).
- I liked the cases and their illustration (UK).
- Excellent way of explanation and the cases (Iraq).
- I liked it being specifically neuro related (Qatar).
- All of it was useful (Egypt).
- Pathologies classified in a clearer way (Somalia).
- Good cases and teaching (UK).
- All aspects were useful (UK).
- Sir explained all the cases very well (India).
- All of it was useful (Sudan).
- Every aspect was useful (Pakistan).
- Excellent style of presentation employing 2 cases and then a differentiation (Jordan).
- I liked the step by step explanation (Nigeria).
- Excellent variety of case mix covering width and breadth (UK).
- Wonderful efforts by DKT team. Many prayers and best wishes! (Pakistan).
- Excellent image based discussion (UK).
- Excellent cases and teaching (India).
- Excellent cases (Australia).
- Excellent collection of cases (UK).
- Everything was great (UK).
- Excellent session. Thank you very much Dr. Khan and Dr. Ahmed (Pakistan).
- It was great (Pakistan).
- Excellent neuroradiology session (India).
- Very nice power point presentation and concise texts (Sri Lanka).
- Nice cases (UK).
- Every aspect was useful (India).
- Great cases and interaction (UK).
- Great cases (Libya).
- Comparing patterns was really helpful (Algeria).
- Great case selection and style of teaching (UK).
- The way the cases were put up was excellent (Malaysia).
- Very useful pairing cases with tips to differentiate between differentials (UK).
- Great cases! High yield learning points covered (UK).
- Great teaching points, great tables (UK).
- Brilliant cases and teaching points (Iraq).
- Interesting cases, well presented (Austria).
- Great cases and way of discussion (Iraq).
- The whole lecture was useful (Jordan).
- Good selection of cases (India).

FRCR 2B Practice Viva (Session 135) – DKT Masterclass: High-Yield Neuroradiology



=====XX=====XX=====